

SARATOGA SPRINGS FIRE DEPARTMENT

CHRISTIAN MATHIESEN

Commissioner of Public Safety

EILEEN FINNERAN

Deputy Commissioner of Public Safety



Photo by Erica Miller

ROBERT WILLIAMS

FIRE CHIEF

PETER SHAW

ASSISTANT FIRE CHIEF

**60 Lake Avenue
Saratoga Springs, New York 12866**

ORGANIZATION

Profile

The Saratoga Springs Fire Department (SSFD) was formed in 1884 and is a fulltime paid Fire Department within the City of Saratoga Springs, New York. The Fire Department serves the City Of Saratoga Springs, which encompasses 29.07 square miles of residential, commercial, parks and recreation. Services provided by the Saratoga Springs Fire Department include: Fire suppression and investigation, paramedic level ambulance and emergency medical services, hazardous materials response, specialized rescue, fire inspections, code enforcement, community fire education and prevention and community CPR instruction. The Fire Department also operates under the Saratoga County Mutual Aid plan and Capital District Hazardous Materials Team which when requested, units will respond outside the City to assist in which ever manner that is requested.

CITY OF SARATOGA SPRINGS

Square miles – land 28.42

Square miles – water .63

Total square miles – 29.07

Population – 26,586¹

2011 Housing Unit Estimate by Structure²

Total Units 13,210

Single Unit 8,066

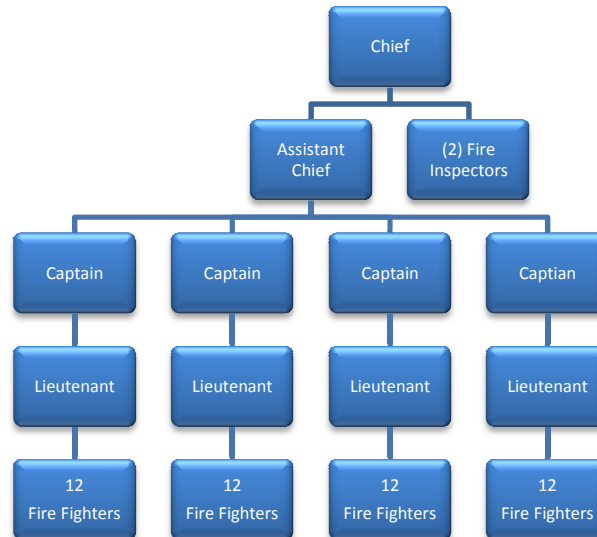
Two Units 899

Three or More Units 4,092

Mobile Homes & Other 253

¹ Sources: 2010 *Census* & CDRPC Estimates

² Sources: 2010 *Census* & CDRPC Estimates



2014 Organization

STAFFING

Saratoga Springs Fire Department has 60 full time career fire officers and firefighters. Of this number they include:

- 1 – Fire Chief
- 1 – Assistant Fire Chief
- 4 – Fire Captains
- 6 – Fire Lieutenants (2) are assigned to the Fire Prevention Office
- 48 – Firefighters
 - 44 – Paramedics
 - 10 – New York State Certified Fire Instructors
 - 9 – AHA CPR Instructors
 - 3 – Code Enforcement Officials
 - 9 – Code Compliant Technicians

2014 Retirements:

On April 30, 2014 Captain Patrick Rocco retired after 28 years of service. Pat began his career as a firefighter on May 3, 1986.

On May 31, 2014 Captain John Kirkpatrick retired after 27 years of service. John began his career as a firefighter on August 1, 1987.

The fire department maintains a daily operational minimum of 10 firefighters.

Daily response ready resources include:

Station 1 Engine



ALS – Paramedic

Station 2 Engine



ALS – Paramedic

Ambulance



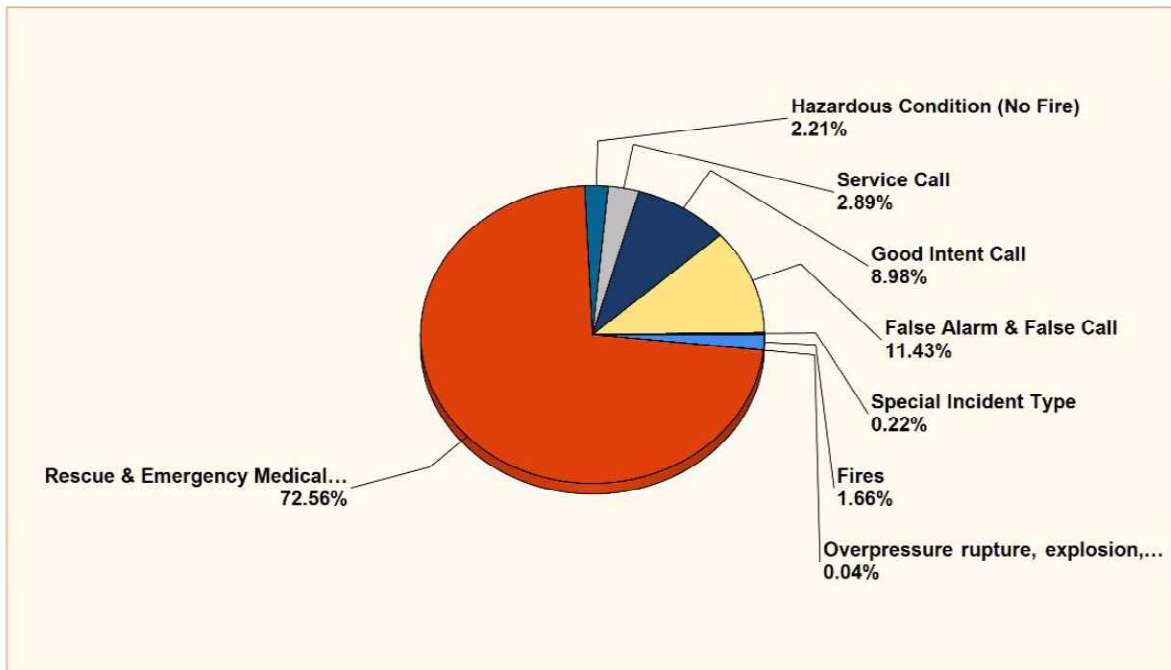
ALS – Paramedic

RESPONSE DATA – CALLS FOR SERVICE

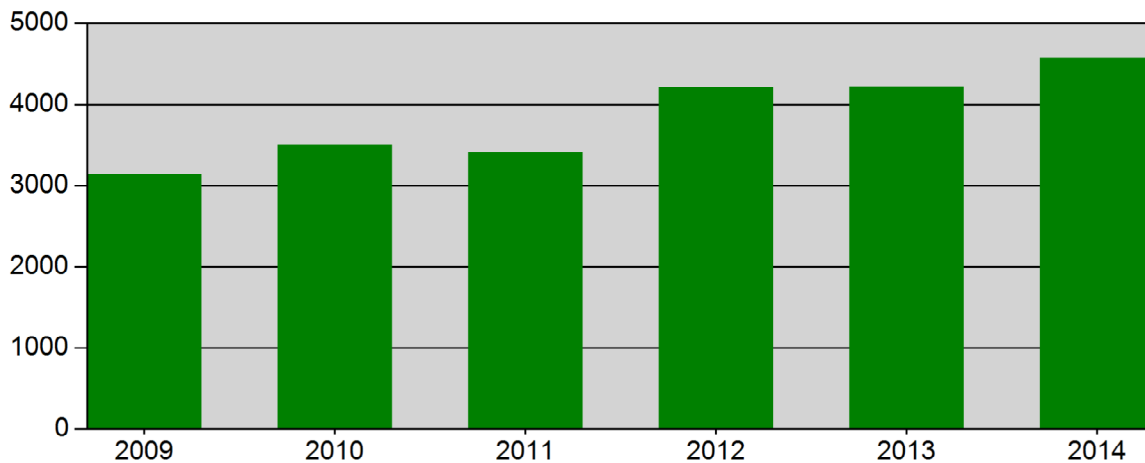
In 2014 the Saratoga Springs Fire Department responded to **4566** calls for service. This represents an 8% increase in calls for service over 2013. Of those calls:

	<u>2014</u>	<u>2013</u>	<u>2012</u>	<u>2011</u>
Emergency Medical Responses	3313	3088	3096	2253
Alarm Activations	522	429	498	495
Good Intent and Other	410	318	238	189
Hazardous Conditions	101	124	93	161
Service Calls	132	165	144	261
Fires	76	77	103	141
Other	12	19	43	
Total	4566	4220	4206	3402

2014
Year End Report



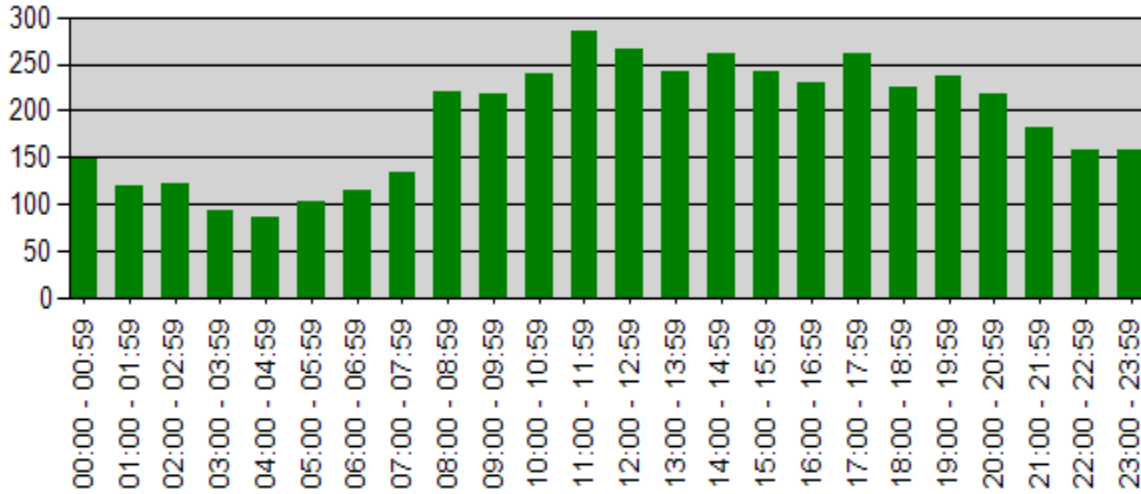
2014 Call Volume by Type:



Incident Count 2009 – 2014

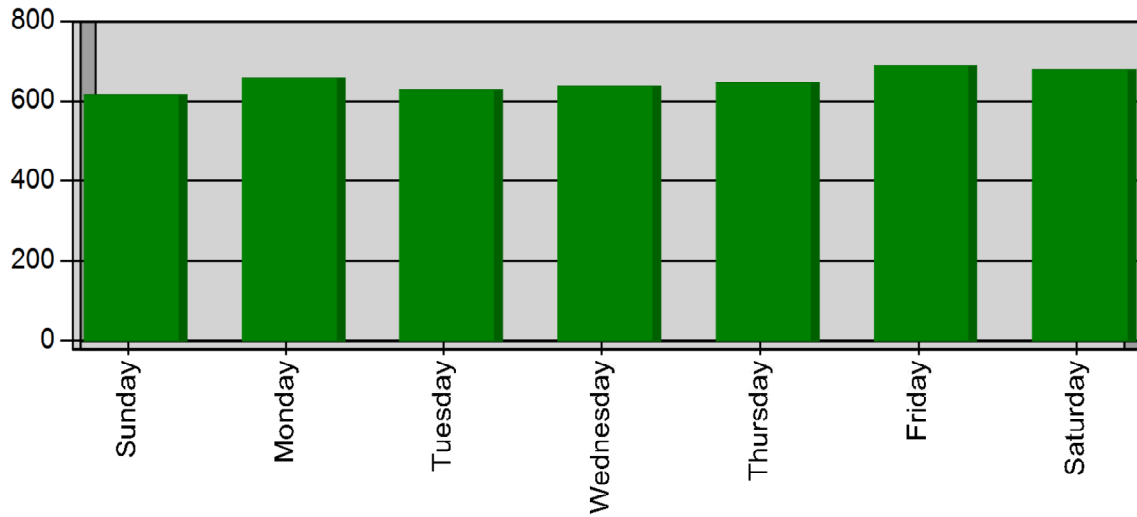
The fire department has seen a 45% increase in call volume since 2009, including an 8.5% increase since 2012 when the fire department took over the ambulance service.

Call Volume by Hour of Day:

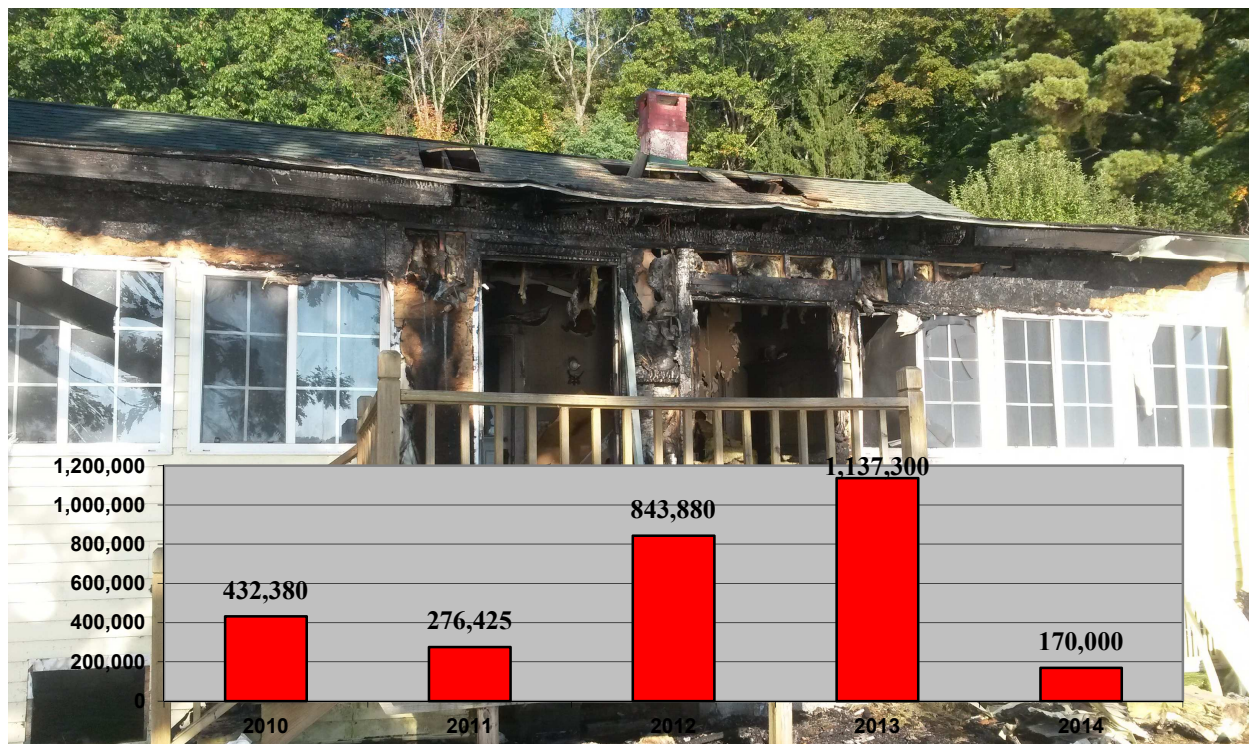


70% of the call volume occurs between the hours of 8 A.M. and 9 P.M.

Call Volume by Day of the Week:



Friday and Saturday were the busiest days in 2014 with 691 and 682 calls.



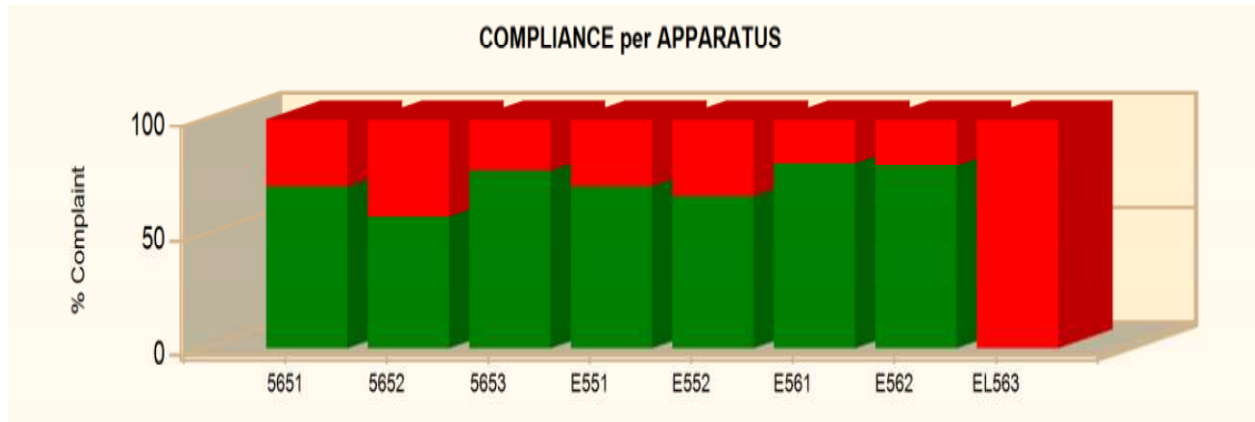
Fire Losses (Dollars)

■ Fire Losses

RESPONSE DATA – RESPONSE TIMES

Although there is no Federal or State laws mandating response time standards. The American Heart Association's scientific position is that brain death and permanent death start to occur in 4–6 minutes after someone experiences cardiac arrest. Cardiac arrest can be reversible if treated within a few minutes with an electric shock and Advance Life Support (ALS) intervention to restore a normal heartbeat. Verifying this standard are studies showing that a victim's chances of survival are reduced by 7%–10% with every minute that passes without defibrillation and advanced life support intervention. Few attempts at resuscitation succeed after 10 minutes. Another recognized standard is the National Fire Protection Association's (NFPA) 1710 (Standard for the Organization and Deployment of Fire Suppression Operations, Emergency Medical Operations, and Special Operations to the Public by Career Fire Departments). This standard recommends that on an emergency medical incident, a turnout time of one minute, and

a four minute or less travel time with a unit with a first responder or higher level capability. This objective should be met 90% of the time. The Standard further recommends the arrival of an ALS company within eight-minutes for again 90% of the incidents. All Saratoga Springs Fire apparatus are at the ALS level.



In 2014 the fire department compliance with 1710 for Emergency Medical Incidents was 73% for all districts. District 3 continues to fall well below the recommended standard with a compliance of 4.32% in 2014.

District	AVERAGE RESPONSE TIME (Dispatch to Arrival)
District 1	4:34
District 2	5:00
District 3	8:24
Mutual Aid out of City	12:10

Calls for Service by District:	2014	2013	2012	2011
District 1	2643	2422	2480	1959
District 2	1642	1539	1516	1262
District 3	251	207	162	162
Mutual Aid Given	31	57	49	20

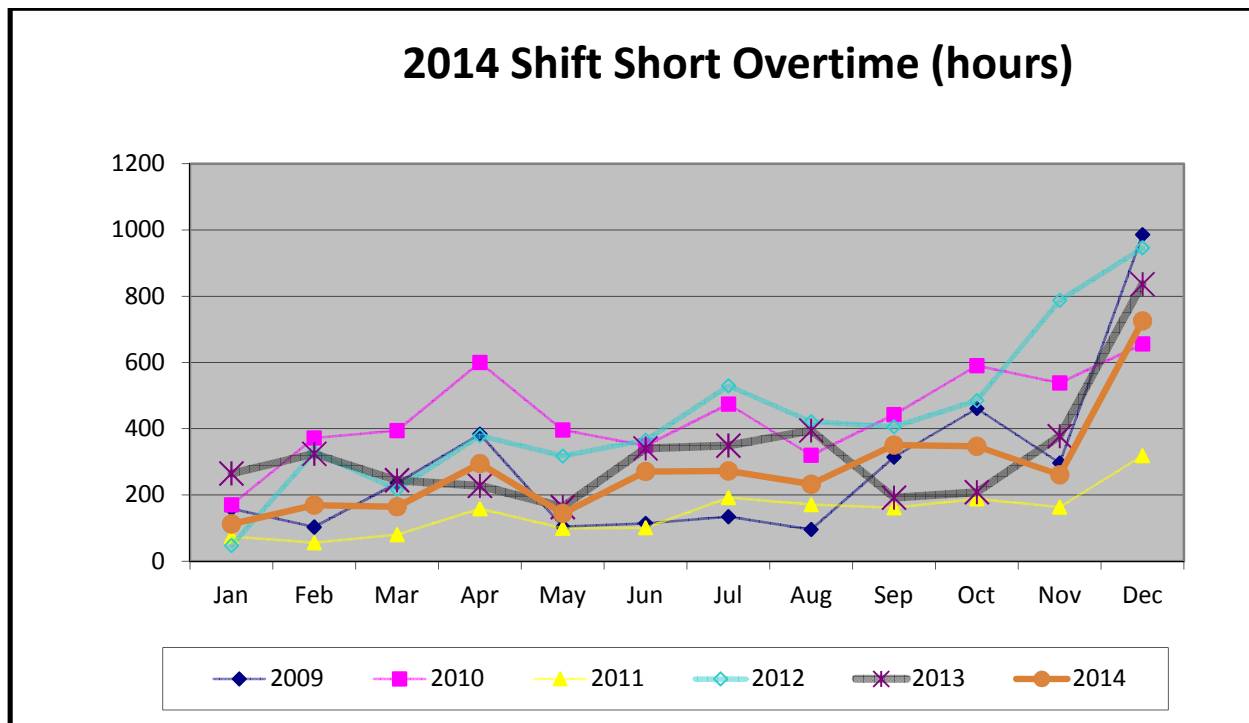
FIRE AND EMRGENCY MEDICAL TRAINING

In 2014, the department provided 650 hours of Fire/EMS instruction. We continue to make every effort to improve our instruction, methodology and knowledge in firefighting and EMS operations.

FIRE PREVENTION AND INSPECTION

	<u>2014</u>	<u>2013</u>	<u>2012</u>	<u>2011</u>
Total Inspections:	788	639	672	553
Total Violations Failed:	654	231	339	N/A
Total Active Occupancies:	2164	1992	1814	1576

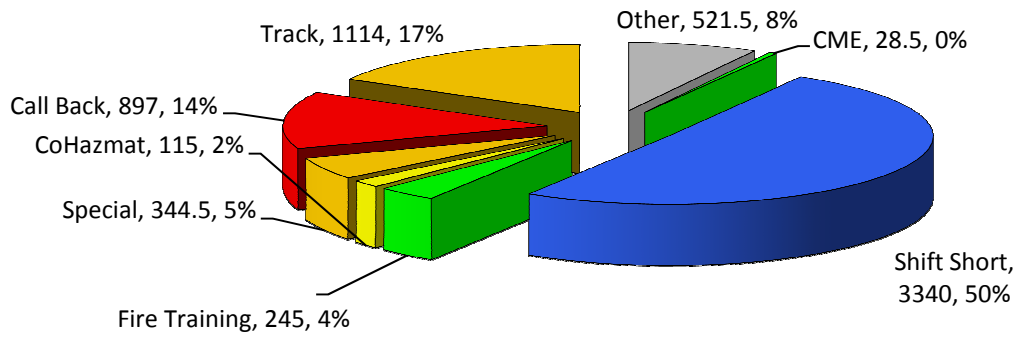
OVERTIME



This graph represents a six year comparison of overtime to cover shift shortages³.

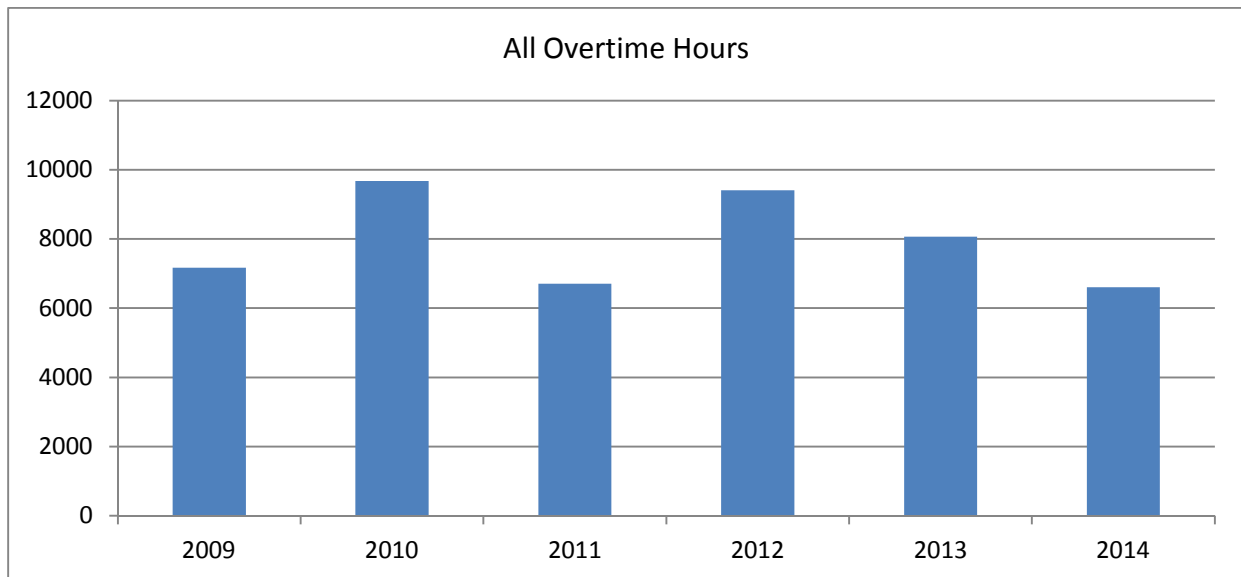
³ Shift short overtime is overtime needed to maintain minimum staffing of 10 firefighters.

2014 Overtime Categories



This pie chart represents the causes of all fire department overtime.

Overtime categories; “Track”, “CoHazmat” and “Special” is overtime that is reimbursed by the sponsor. 2014 marks the third year of overtime reductions.





FIREFIGHTER COMMUNITY ACTIVITY

The Saratoga Springs Firefighters proudly showed their continued support for MDA with their annual boot drive and visits to the Double H Ranch. In 2014, the Saratoga Springs Firefighters IAFF Local 343 was involved in many aspects of the community. Amongst creating family events and fundraisers for local charities, we have contributed over \$30,000 to many organizations and causes.

The membership consistently is taking time to give back to the community by creating fun family activities like Fathers Day fishing derby and the fire prevention week open house. They also hold fundraisers for local veterans, Christmas for children, breast cancer awareness, and Muscular Dystrophy Association.

The monetary donations throughout the year have gone to Boy/Girl Scouts, little league, high schools booster clubs, High Rock Park 9/11 memorial and countless others. These efforts have made Saratoga Springs firefighters a cornerstone of the community.



New Apparatus:

In 2014 the Fire Department added a third ambulance to its fleet and replaced a 1973 GMC brush truck with a 2014 F-250.



Ambulance Report:

<u>CALL VOLUME:</u>	<u>2014</u>	<u>2013</u>	<u>2012</u>	<u>2011</u>
Emergency Medical Calls	3351	3091	3140	2253
Daily Average	9.19	8.46	8.60	6.17
Transports	2194	2168	2172	0
Transferred to Empire	280	231	242	0
Transferred to Other Ambulance	62	23	17	0
Assist Empire with Transport	138	120	133	0
Transport Basic Life Support	1465	1420	1387	0
Transport Advance Life Support	729	748	785	0

RESPONSE TIMES: (AVERAGE MM:SS)

Dispatch Processing	2:01	1:52	2:40	1:40
Turnout Time	1:43	1:16	1:25	1:07
Travel Time	4:00	4:00	3:51	3:21
On Scene Time	17:56	14:09	13:55	17:47
Total Out of Service Time	35:47	35:36	35:56	24:56
Average Response Time	5:02	4:32	4:46	4:08

EMPIRE AMBULANCE

	<u>2014</u>	<u>2013</u>
Average Response Time (MM:SS)	9:24	8:40
Priority 1 Emergency average response time (MM:SS)	8:54	7:54
Priority 2 Non-emergency average response time (MM:SS)	10:15	10:14
Percentage Compliance with 8 and 12 minute response times	68%	71%

2014
Year End Report

Group	Count	Pct
ALS Intercept	8	0.2
Cancelled En-route	29	0.9
Cancelled on scene	17	0.5
Dead at Scene	29	0.9
Lift Assist ONLY	193	5.8
No Patient Found	108	3.2
Patient Refused Care	253	7.5
SSFD Assist EMPIRE in Transport	138	4.1
SSFD Assist mutual aid Ambulance in Transport	12	0.4
Stand by	6	0.2
TOT EMPIRE	280	8.4
TOT Mutual Aid Ambulance	59	1.8
TOT Police	2	0.1
Treated ALS, Refused Transport	16	0.5
Treated, Transferred to Air Medical	3	0.1
Treated, Transported ALS	729	21.8
Treated, Transported BLS	<u>1465</u>	<u>43.7</u>
Total	3351	100%

DESTINATION HOSPITAL

Saratoga Hospital	2507	76.9
<i>Not Entered</i>	664	20.4
Albany Medical Center	41	1.3
Ellis Hospital	19	0.6
Glens Falls Hospital	8	0.2
Samaritan Hospital	6	0.2
St. Peters Hospital	5	0.2
Veterans Administration Medical Center - Albany	5	0.2
St. Mary's Hospital - Seton Health	3	0.1
Ellis Health Center	2	0.1